



Artist in Residencies with Nancy Rourke



Artist in Residencies

since 2011 to present

Rochester Recreation Club of the Deaf MURAL






To watch the video about the RRCD Mural, go to:
<https://www.youtube.com/watch?v=0EKfVGtOJpg>

California School for the Deaf, Fremont MURAL



To watch the video about the CSD Mural, go to:
<https://www.youtube.com/watch?v=-KOWlj4tQI0>

California School for the Deaf, Fremont Middle/High School



Colegio San Gabriel for the Deaf, Puerto Rico Middle/High School




Indiana School for the Deaf, 5 MURALS



Phoenix Day School for the Deaf, 2 MURALS



Maryland School for the Deaf, Columbia Elementary School




Maryland School for the Deaf, Columbia Elementary School MURALS



Maryland School for the Deaf, Columbia Elementary School MURALS



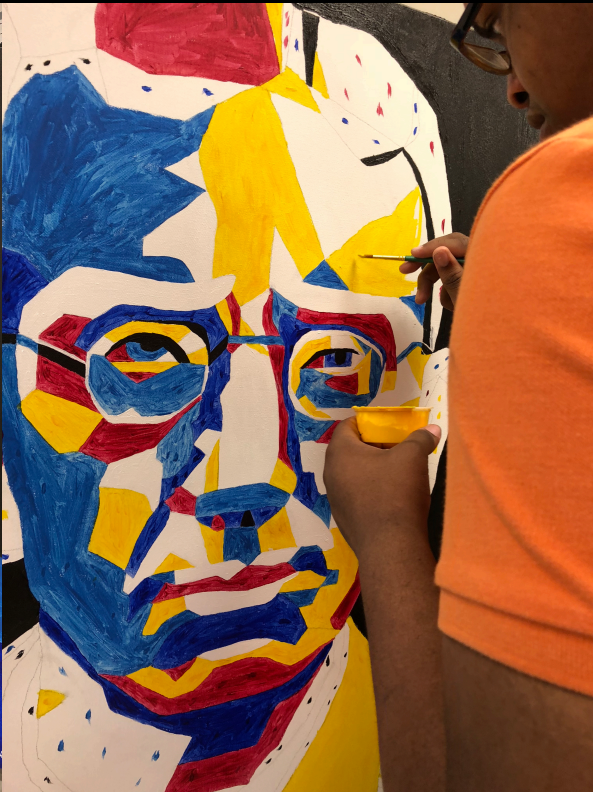
Maryland School for the Deaf, Frederick Elementary School MURALS



Maryland School for the Deaf, Frederick Elementary School



Maryland School for the Deaf, Frederick Middle/High School 3 MURALS



Maryland School for the Deaf, Frederick Middle/High School



Washington School for the Deaf Vancouver, Washington MURALS



St. Mary's School for the Deaf, Buffalo, New York



Mississippi School for the Deaf in Jackson, MS Middle/High School



Rocky Mountain Deaf School in Denver, Colorado Elementary School Grafitti MURAL




Rocky Mountain Deaf School in Denver, Colorado Elementary School Graffiti MURAL



Rocky Mountain Deaf School in Denver, Colorado Field Trip to Access Gallery to see the mural



Ohio School for the Deaf in Columbus, Ohio Trauma Art Therapy Project



Alberta School for the Deaf in Edmonton, Alberta, Canada Middle/High School



Nancy's role as an Artist in Residency

- Educate Deaf children, youth and adults on Rourkeism and De'VIA.
- Hands-on project.
- Meet and work with the Artist and to be inspired by.

Art Activities:

to study on Rourkeism style.

Rourkeism is an art style using primary colours with a Deaf themed art.

- Themed project
- Murals (indoor/outdoor/vinyl banners)
- Large Scaled paintings
- De'VIA Challenge Motif project
- Permanent Collection project
- Self / Famous Deaf Portrait
- Paint by colour
- Affirmation / Resistance project based on Deaf experience

Grade Levels:

- Pre-K
- K-3, Elementary 4-6
- Middle School 7-8
- High School 9-12
- College level
- Community
- Special Projects (commissioned works)

Proposals:

- Elective art courses- main focus: to study Rourkeism and how to work with the colours.
- Deaf studies courses to research and study De'VIA artist / Rourkeism.
- Package project for entire school (2-4 weeks) (permanent collection, art show, mentoring, workshops, etc.)
- Permanent Collection project (mural, large scaled paintings for library, lobby, cafeteria)
- Themed project that focuses on what school needs (trauma art therapy)
- Videophone Presentation
- Commissioned Videos

Proposals: (con't)

- Artist first asks for the residency date and
- for how long to work at school.
- Secondly, Art teacher and Artist negotiate on what project to work on.
- Third, budget and Artist's honorarium.
- Then Artist makes the agreement form and the proposal with a list of supplies.
- The planning/preparing for the residency usually takes from 6 months to 3 years.

Community Project:

- Non-profit organizations
- Retreats
- Paint and Sip
- Paint with Kids
- Activities at festivals
- Exhibition booth
- Art Shows

What do they benefit from DAIRs:

DAIRs stands for De'VIA artists in residency

- The students have an opportunity to understand more about De'VIA/Rourkeism
- The students have an opportunity to meet and work with the De'VIA artist.
- The students become eager to express themselves in art.
- Better understanding of using art techniques.
- Want to do more De'VIA.
- Parents learned from their children.
- Big plus for art programs in Deaf schools.
- Lead to future De'VIA artists/Deaf advocates/leaders.

What the Artist sees from the Art classes:

- Students have an opportunity to work on their De'VIA projects and making their own De'VIA with motifs on their projects.
- Students have an opportunity to express their own experience in art.
- Students tell a story into art.
- Teachers taking De'VIA Curriculum Development project is a huge plus.
- Based on my experience, observing art classes, I have seen more De'VIA than before.
- Students are able to find their true identity.

Any questions?

Thank you

Feel free to contact Nancy- nancyrourke@gmail.com

Nancy Rourke © 2019